

# Hispanic-Serving Institutions Quick Facts





 HSI's **645**

 Emerging HSI's **439**

2024-25 IPEDS Data  
Prepared by: Rebecca Perdomo, Ph.D.,  
for the Hispanic Association of Colleges  
and Universities

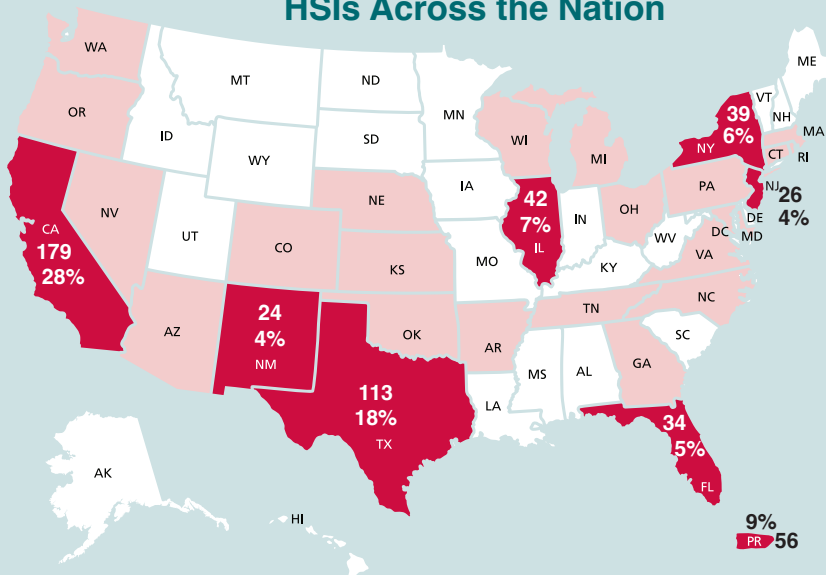


 HSI's enroll **6 million students**  
Grad total 561,715  
Undergrad total 5,448,641  
Total 6,010,356

 HSI's enroll **38%**  
of Pell recipients

 There are **4 million**  
Hispanic undergraduate and  
graduate students in nonprofit  
postsecondary education.

## HSI's Across the Nation

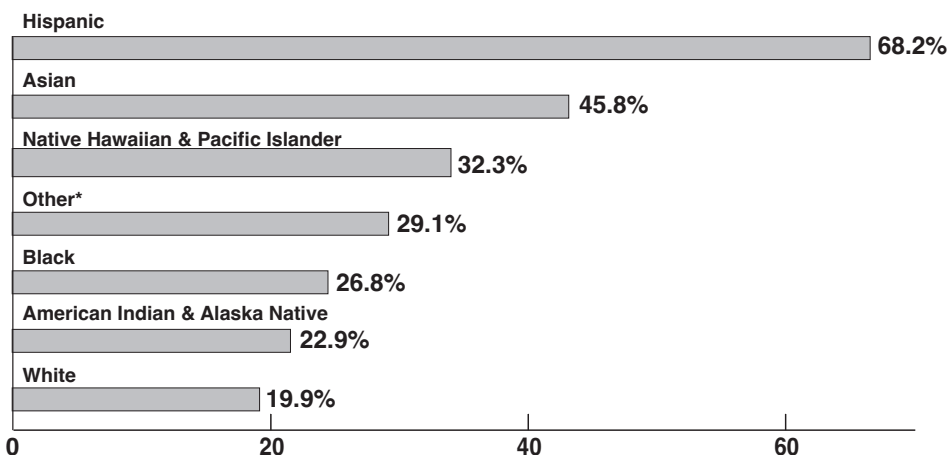


HSI's are in **31** states and locations,  
including the District of Columbia and Puerto  
Rico with a majority of them located in urban  
areas and concentrated geographically

California, Texas, Puerto Rico, New York,  
Illinois, Florida, New Mexico and  
New Jersey are home to 513 HSI's or

**80%** of HSI's

## Percentage of U.S. Undergraduate Students at HSI's, by Race-Ethnicity



\* Includes unknown, non-resident and multiracial categories

HSI's enroll **68.2%**  
of all Hispanic undergraduate  
students and  
**34.9%**  
of all undergraduate students in  
nonprofit postsecondary education

Source: 2024-25 IPEDS Database

# HSI Quick Facts

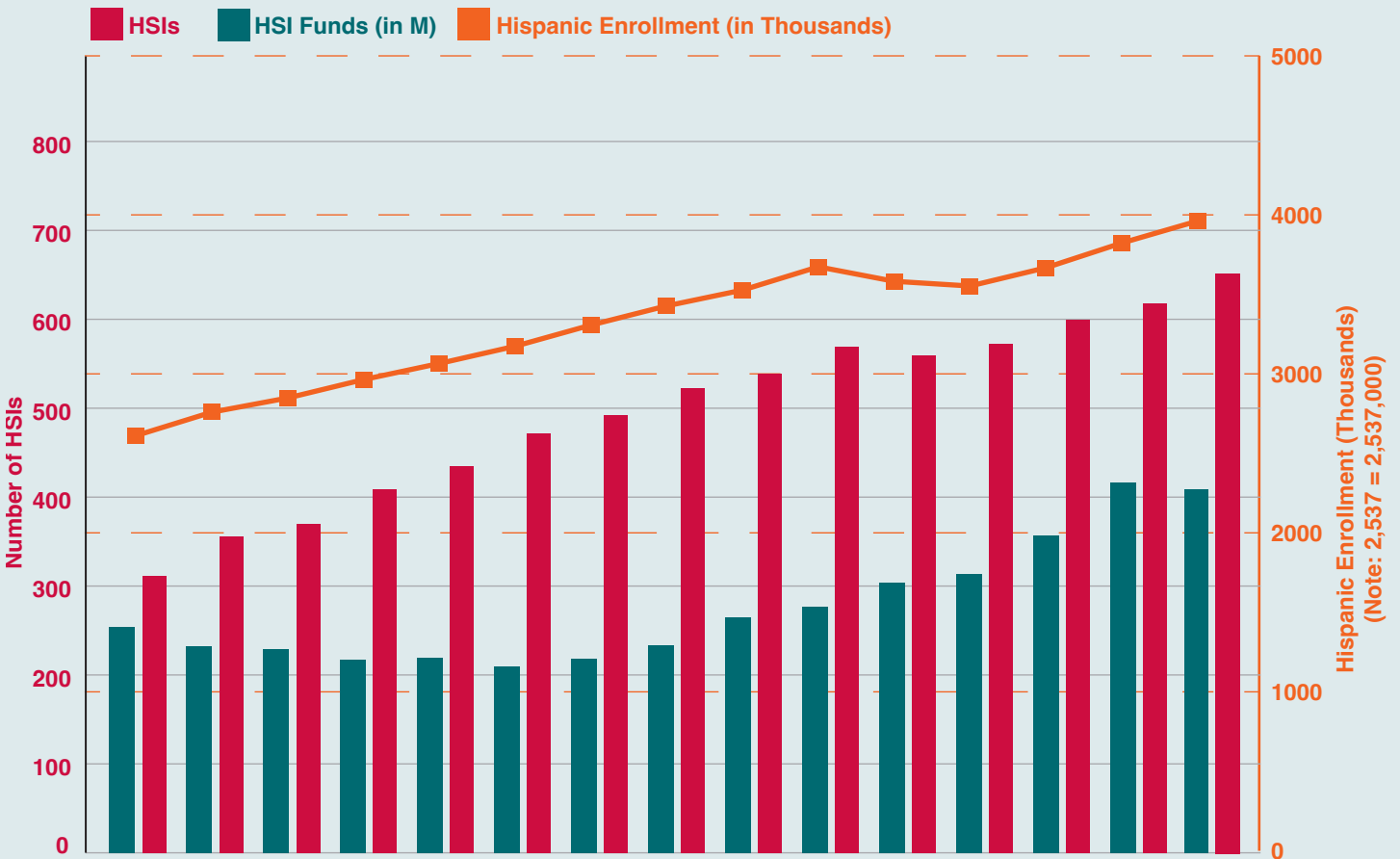


## HSI Federal Appropriations in Millions

HSI CHART: FY24-FY26				
Program	FY24	FY25	FY26*	FY27 Request
Department of Education Title V, Part A	\$228,890,000	\$228,890,000	\$231,637,000	\$231,637,000
Department of Education Title V, Part B	\$27,450,000	\$27,450,000	\$27,780,000	\$27,780,000
Department of Education, Title III, Part F (mandatory)	\$94,300,000	\$94,300,000	\$94,300,000	\$100,000
USDA HSI Education Grant	\$16,000,000	\$16,000,000	\$16,000,000	\$16,000,000
NSF- HSI Grant	\$53,500,000	\$46,500,000	\$46,500,000	\$46,500,000

\* Figures reflect appropriated amounts for FY24-FY26; actual funding received may differ due to ongoing federal policy changes affecting MSI grant programs.

## HSI Enrollment and Funding



Year	2010	2011	2012	2013	2014	2015	2016	2017	2018	2019	2020	2021	2022	2023	2024
Funds	255.3	234.3	230.1	218.5	220.3	211.2	219.9	234.8	266.9	278.6	306.22	315.7	359.31	418.8	420.1
HSIs	311	356	370	409	435	472	492	523	539	569	559	572	600	615	645
Hispanic Enrollment (in thousands)	2,749	2,893	2,980	3,093	3,192	3,298	3,428	3,546	3,643	3,786	3,697	3,668	3,780	3,932	3,952