



H A C U

H I S P A N I C
A S S O C I A T I O N
O F C O L L E G E S &
U N I V E R S I T I E S

The Hispanic Association of Colleges and Universities, founded in 1986, represents more than 500 colleges and universities in the United States, Latin America, Spain, and school districts throughout the U.S. HACU is the only national association representing existing and emerging Hispanic-Serving Institutions (HSIs). The Association's headquarters are in San Antonio, Texas, with regional offices in Washington, D.C. and Sacramento, California.

www.hacu.net

HSI Facts & Background Information

Hispanic-Serving Institutions Quick Facts

2022-23 IPEDS Data

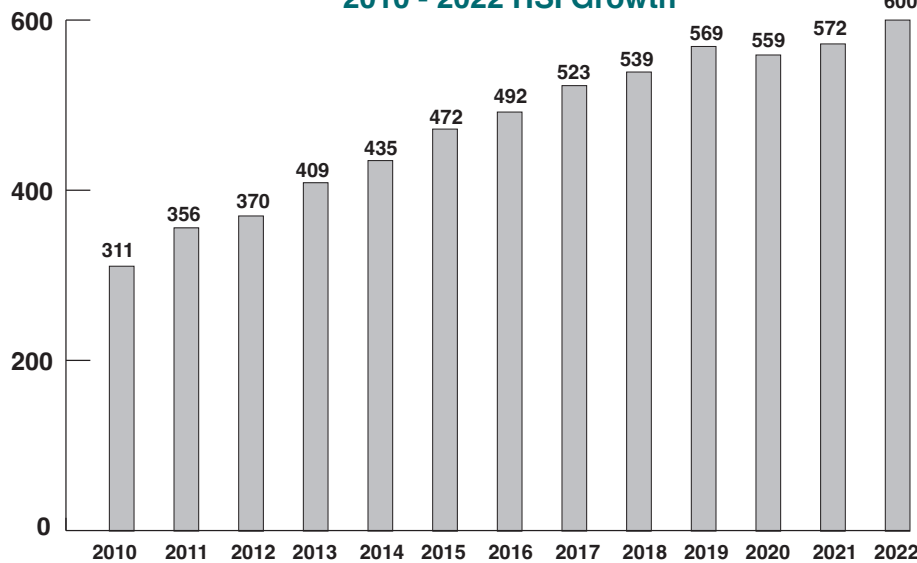


HSIs **600**



Emerging HSIs **412**

2010 - 2022 HSI Growth



HSIs enroll

5.2 million students

Graduate total 498,717
Undergraduate total 4,678,264
Total students 5,176,981



HSIs enroll

32.2%

of Pell recipients

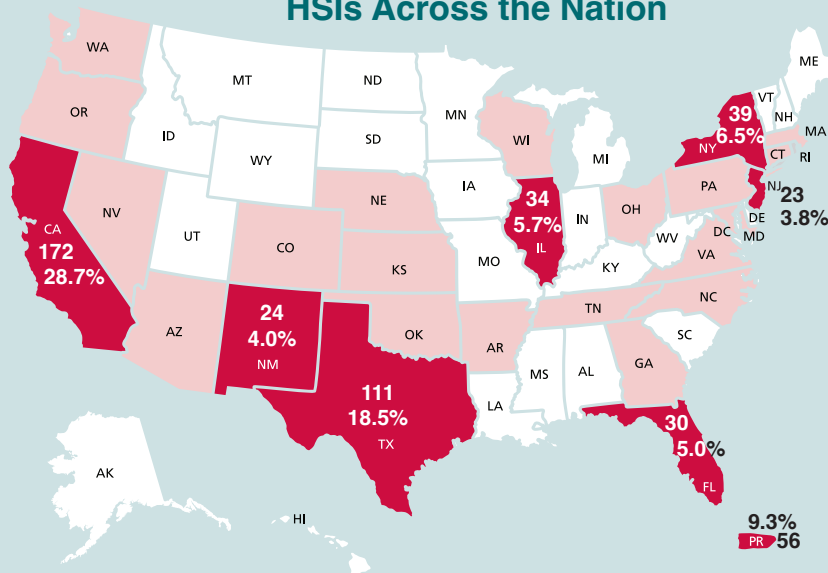


There are

3.6 million

Hispanic undergraduate and graduate students in nonprofit postsecondary education.

HSIs Across the Nation



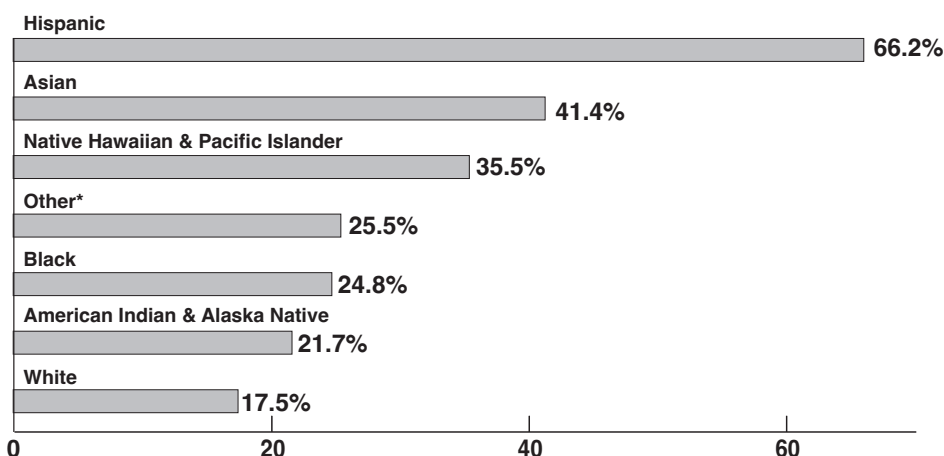
28

HSIs are in states, the District of Columbia and Puerto Rico with a majority of them located in urban areas and concentrated geographically

California, Texas, Puerto Rico, New York, Illinois, Florida, New Mexico and New Jersey are home to 489 HSIs or

82% of HSIs

Percentage of U.S. Undergraduate Students at HSIs, by Race-Ethnicity



* includes unknown and multiracial categories.

HSIs enroll

66.2%

of all Hispanic undergraduate students and

31.7%

of all undergraduate students in nonprofit postsecondary education

Source: 2022-23 IPEDS Database

HSI Quick Facts

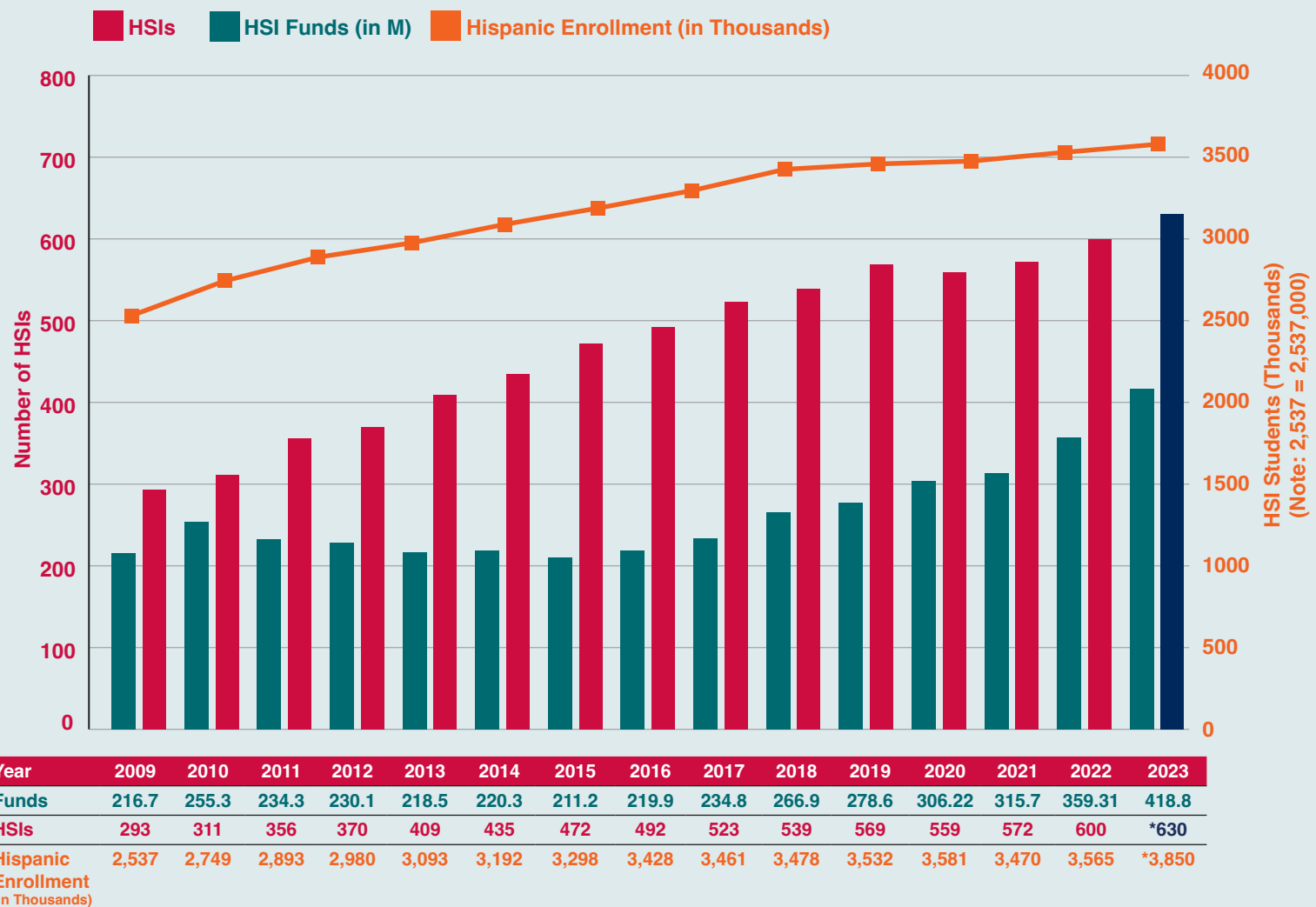


HSI Federal Appropriations

in Millions

Source	2019	2020	2021	2022	2023
HEA Title V. A	124.4	143.1	148.7	182.0	222.8
HEA Title V. B	11.2	12.8	13.8	19.7	27.3
USDA HSI Education Grant	9.2	11.2	12.5	14.0	16.0
STEM Title III-F	93.8	94.1	94.3	94.3	94.3
NSF-HSI	40.0	45.0	46.5	46.5	53.5

HSI Enrollment and Funding



Source for Hispanic Enrollment: https://nces.ed.gov/programs/digest/d20/tables/dt20_306.30.asp?current=yes

*Note: 2023 Hispanic enrollment is a projection based on NCES enrollment. 630 HSIs are projected in 2023.

2024 FACT SHEET

HISPANIC HIGHER EDUCATION AND HISPANIC-SERVING INSTITUTIONS (HSIs)



2022-23 IPEDS Data

Hispanic demographics:

- In 2023, nearly 64 million Hispanics lived in the U.S.¹ and 3.2 million in Puerto Rico.²
- Hispanics were 19.1% of the U.S. population in 2023.³
- Hispanic median age is 30.7, eight years lower than the entire U.S. population median age of 39.0.⁴
- Thirty-one percent of the Hispanic population is under 18 years of age, compared to 22% of the U.S. population.⁵
- California (15.7 million) and Texas (12.1 million) had the nation's largest Hispanic populations in 2022, followed by Florida (6.0 million), New York (3.9 million), and Arizona (2.4 million). States that also have large shares of Hispanic populations (1 million or more) include: Colorado, Georgia, Illinois, New Jersey, New Mexico, North Carolina, Pennsylvania, and Washington.⁶
- Hispanics accounted for 19.1 percent of the U.S. labor force in the third quarter of 2023. The number of Hispanic workers is projected to reach 35.9 million in 2030, accounting for 78% of the net new workers between 2020 and 2030.⁷
- Hispanic buying power rose from \$213 billion in 1990 to \$1.97 trillion in 2020, representing an annual growth rate of 7.57%.⁸

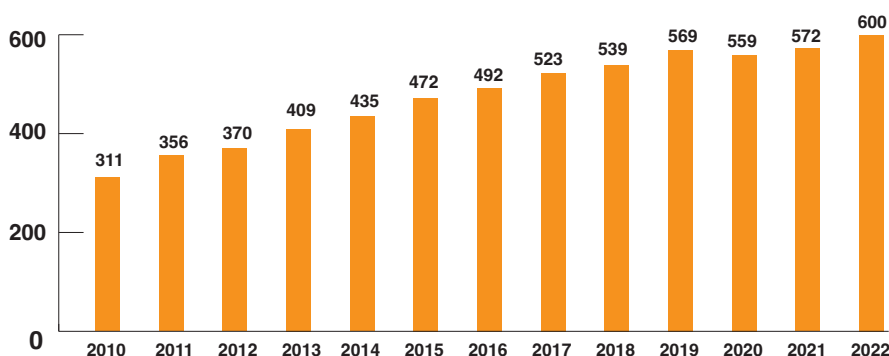
Hispanic enrollment in higher education:

- In 2022, Hispanic enrollment in higher education reached nearly 3.8 million students. It is expected to exceed 4.3 million students by 2026, far surpassing the growth rate of any other racial-ethnic group – by over 10%.
- The percent of STEM degrees conferred to Hispanic students rose from 9.2% to 15.6% between 2009 and 2022.⁹
- In fall of 2022, 3.2 million Hispanic undergraduate students were enrolled in nonprofit postsecondary institutions.
- Hispanic students earned one out of four (25.9%) associate degrees conferred in 2022, compared to 13.2% in 2011.
- Hispanic students earned 16.3% of bachelor's degrees conferred in 2022, compared to 9.2% in 2011.

Hispanic-Serving Institutions (HSIs):

- Defined by the Higher Education Act as degree-granting institutions with Full-Time Equivalent undergraduate enrollments of at least 25% Hispanic. (For the complete federal definition, please visit www.hacu.net.)
- In 2022, 600 institutions met the federal HSI enrollment criterion, enrolling two-thirds of all Hispanic undergraduate students.
- HSIs enroll 31.7% of all undergraduate students in nonprofit postsecondary education.
- Of the top 10 colleges and universities ranked by the Social Mobility Index (SMI) in 2023, nine were HSIs.¹⁰
- A majority of HSIs are in urban areas and are concentrated geographically, with 82% (489) of these institutions located in seven states and one territory: California (172), Florida (30), Illinois (34), New Jersey (23), New Mexico (24), New York (39), Texas (111), and Puerto Rico (56).
- During the COVID-19 pandemic, college enrollment dropped significantly among Hispanics and most other racial and ethnic groups.¹¹ Given the decline in Hispanic enrollment, the number of HSIs decreased by 10 institutions in 2020. In 2021, the number of HSIs surpassed pre-pandemic levels. In 2022, the number of HSIs reached 600.

Hispanic-Serving Institutions (HSIs) Through the Years



600 HSIs by Institution Type

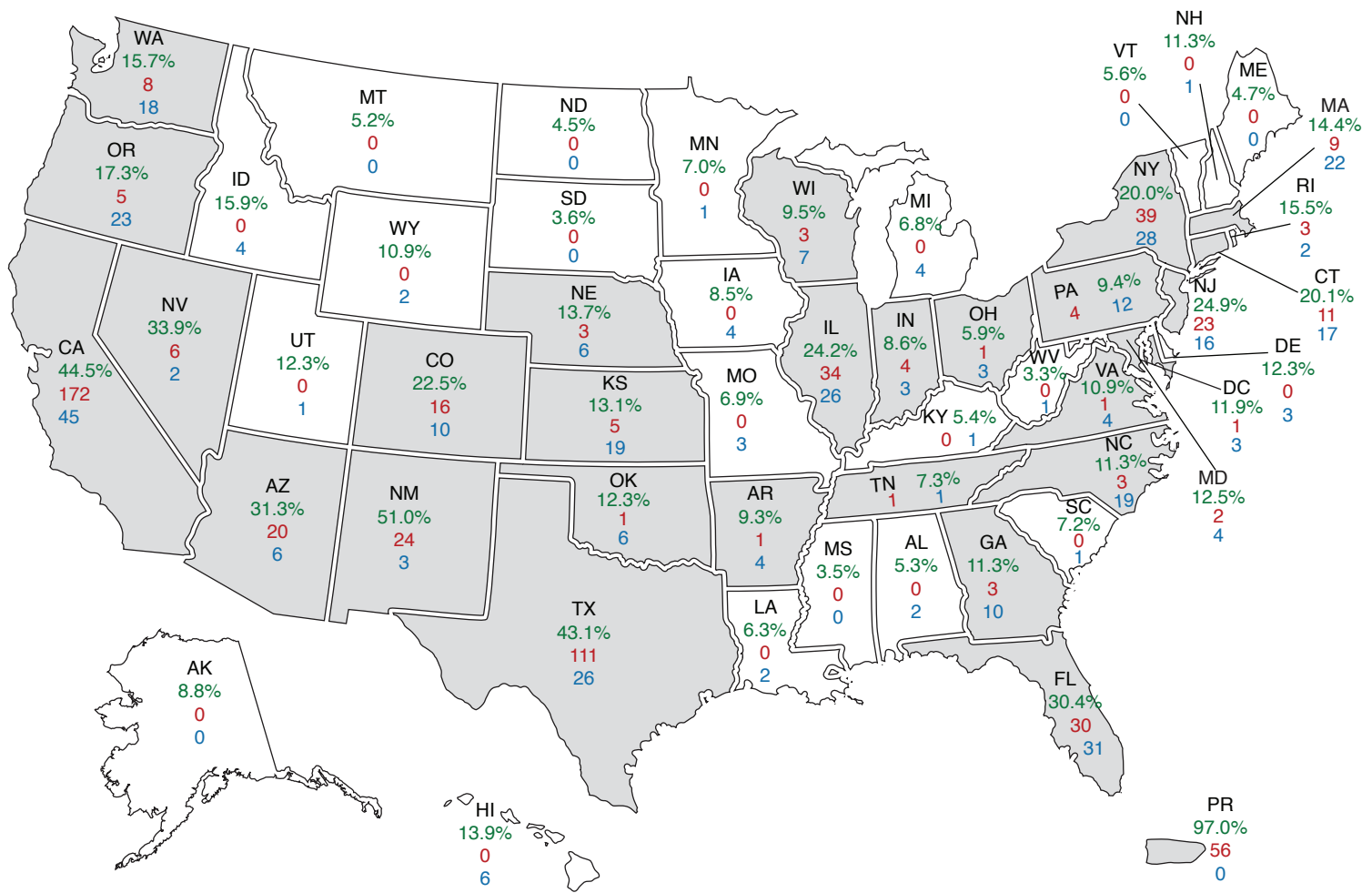


1. Facts about U.S. Latinos for Hispanic Heritage Month | Pew Research Center, 2023.
2. Puerto Rico | Data USA
3. U.S. Census Bureau QuickFacts: United States, 2023.
4. Ibid.
5. Ibid.
6. Facts about U.S. Latinos for Hispanic Heritage Month | Pew Research Center, 2023.

7. Hispanics in the Labor Force: 5 Facts | U.S. Department of Labor Blog (dol.gov), 2021.
8. Thirty years of change: Consumer buying power is more diverse than ever (uga.edu), 2021.
9. https://nces.ed.gov/programs/digest/d22/tables/dt22_318.45.asp
10. <https://www.socialmobilityindex.org/>
11. <https://www.npr.org/2021/10/26/1048955023/college-enrollment-down-pandemic-economy>

2022-23 Geographic Distribution

By percentage of Hispanic Undergraduate Headcount and Number of HSIs/EHSIs



Percentage of Hispanic Undergraduate Students by State Headcount

Number of Hispanic-Serving Institutions (HSIs): Total 600
(25.0 % minimum Hispanic Full-Time Equivalent (FTE) enrollment)

Number of Emerging HSIs : Total 412
(15.0 - 24.9 % Hispanic FTE)

State percentages based on:

Total Undergraduate (UG) Student Headcount = 14,780,157

Total Hispanic UG Student Headcount = 3,235,494

Total Hispanic UG Student Percentage = 21.9%

HACU Office of Policy Analysis and Information. 3/1/2024.

Source: 2022-23 IPEDS data using Title IV eligible, 2 year & 4 year, public and private, nonprofit institutions.

HSIs by Congressional District



HISPANIC ASSOCIATION OF COLLEGES AND UNIVERSITIES

Hispanic-Serving Institutions (HSIs): 2022-2023

State	Representative	District	Party	Institution Name	FTE UG % Hisp
Arizona: 20					
AZ	David Schweikert	1	R	Scottsdale Community College	25.1%
AZ	David Schweikert	1	R	Paradise Valley Community College	27.5%
AZ	Eli Crane	2	R	Central Arizona College	36.2%
AZ	Eli Crane	2	R	Northern Arizona University	25.8%
AZ	Ruben Gallego	3	D	GateWay Community College	48.7%
AZ	Ruben Gallego	3	D	Phoenix College	58.1%
AZ	Ruben Gallego	3	D	South Mountain Community College	56.7%
AZ	Greg Stanton	4	D	Arizona State University Campus Immersion	26.0%
AZ	Greg Stanton	4	D	Mesa Community College	32.3%
AZ	Greg Stanton	4	D	Rio Salado College	26.8%
AZ	Andy Biggs	5	R	Chandler-Gilbert Community College	27.5%
AZ	Juan Ciscomani	6	R	Cochise County Community College District	51.1%
AZ	Juan Ciscomani	6	R	Pima Community College	47.7%
AZ	Raul Grijalva	7	D	University of Arizona	27.8%
AZ	Raul Grijalva	7	D	Estrella Mountain Community College	56.3%
AZ	Debbie Lesko	8	R	Glendale Community College	40.8%
AZ	Debbie Lesko	8	R	Ottawa University-Phoenix	30.1%
AZ	Debbie Lesko	8	R	Arizona Christian University	27.9%
AZ	Paul Gosar	9	R	Arizona Western College	69.4%
AZ	Paul Gosar	9	R	Mohave Community College	26.1%
Arkansas: 1					
AR	Bruce Westerman	4	R	Cossatot Community College of the University of Arkansas	28.1%
California: 172					
CA	Doug LaMalfa	1	R	Butte College	30.9%
CA	Doug LaMalfa	1	R	California State University-Chico	36.7%
CA	Doug LaMalfa	1	R	Lassen Community College	28.8%
CA	Doug LaMalfa	1	R	Yuba College	38.5%
CA	Jared Huffman	2	D	Dominican University of California	28.2%
CA	Jared Huffman	2	D	California State Polytechnic University-Humboldt	33.3%
CA	Jared Huffman	2	D	College of Marin	35.9%
CA	Jared Huffman	2	D	Mendocino College	40.3%
CA	Kevin Kiley	3	R	Lake Tahoe Community College	36.6%
CA	Mike Thompson	4	D	Napa Valley College	48.2%
CA	Mike Thompson	4	D	Pacific Union College	31.0%
CA	Mike Thompson	4	D	Santa Rosa Junior College	39.6%
CA	Mike Thompson	4	D	Sonoma State University	38.1%
CA	Mike Thompson	4	D	Woodland Community College	50.7%
CA	Tom McClintock	5	R	California State University-Stanislaus	59.5%
CA	Tom McClintock	5	R	Modesto Junior College	53.4%
CA	Tom McClintock	5	R	Clovis Community College	44.9%
CA	Ami Bera	6	D	American River College	27.2%
CA	Doris Matsui	7	D	California State University-Sacramento	36.9%
CA	Doris Matsui	7	D	Cosumnes River College	28.4%
CA	Doris Matsui	7	D	Sacramento City College	32.4%
CA	John Garamendi	8	D	Contra Costa College	46.2%
CA	John Garamendi	8	D	Los Medanos College	43.3%
CA	John Garamendi	8	D	Solano Community College	34.6%
CA	Josh Harder	9	D	Humphreys University-Stockton and Modesto Campuses	41.2%
CA	Josh Harder	9	D	San Joaquin Delta College	48.8%
CA	Josh Harder	9	D	University of the Pacific	25.4%
CA	Mark DeSaulnier	10	D	Diablo Valley College	26.6%



HISPANIC ASSOCIATION OF COLLEGES AND UNIVERSITIES

Hispanic-Serving Institutions (HSIs): 2022-2023

State	Representative	District	Party	Institution Name	FTE UG % Hisp
California: 172					
CA	Mark DeSaulnier	10	D	Saint Mary's College of California	29.8%
CA	Nancy Pelosi	11	D	City College of San Francisco	27.1%
CA	Nancy Pelosi	11	D	San Francisco State University	36.8%
CA	Barbara Lee	12	D	College of Alameda	28.2%
CA	Barbara Lee	12	D	Holy Names University	33.2%
CA	Barbara Lee	12	D	Laney College	25.1%
CA	Barbara Lee	12	D	Merritt College	32.4%
CA	Barbara Lee	12	D	Berkeley City College	29.6%
CA	Barbara Lee	12	D	California Jazz Conservatory	25.5%
CA	John Duarte	13	R	Merced College	63.7%
CA	John Duarte	13	R	West Hills College-Coalinga	69.9%
CA	John Duarte	13	R	University of California-Merced	57.5%
CA	John Duarte	13	R	Madera Community College	71.0%
CA	Eric Swalwell	14	D	California State University-East Bay	39.1%
CA	Eric Swalwell	14	D	Chabot College	41.9%
CA	Eric Swalwell	14	D	Las Positas College	29.3%
CA	Kevin Mullin	15	D	College of San Mateo	32.5%
CA	Kevin Mullin	15	D	Skyline College	32.1%
CA	Anna Eshoo	16	D	Canada College	44.1%
CA	Anna Eshoo	16	D	Foothill College	32.2%
CA	Anna Eshoo	16	D	Menlo College	31.6%
CA	Anna Eshoo	16	D	San Jose City College	49.1%
CA	Anna Eshoo	16	D	West Valley College	32.0%
CA	Anna G. Eshoo	16	D	Palo Alto University	29.1%
CA	Ro Khanna	17	D	De Anza College	27.7%
CA	Ro Khanna	17	D	Mission College	33.0%
CA	Zoe Lofgren	18	D	Gavilan College	63.8%
CA	Zoe Lofgren	18	D	Hartnell College	71.0%
CA	Zoe Lofgren	18	D	San Jose State University	29.7%
CA	Jimmy Panetta	19	D	Cabrillo College	50.2%
CA	Jimmy Panetta	19	D	University of California-Santa Cruz	27.9%
CA	Jimmy Panetta	19	D	Evergreen Valley College	43.0%
CA	Jimmy Panetta	19	D	Monterey Peninsula College	49.1%
CA	Jimmy Panetta	19	D	California State University-Monterey Bay	51.7%
CA	Kevin McCarthy	20	R	California State University-Bakersfield	63.6%
CA	Kevin McCarthy	20	R	California State University-Fresno	57.9%
CA	Kevin McCarthy	20	R	Cerro Coso Community College	41.4%
CA	Kevin McCarthy	20	R	College of the Sequoias	70.7%
CA	Kevin McCarthy	20	R	Taft College	63.4%
CA	Kevin McCarthy	20	R	West Hills College-Lemoore	67.5%
CA	Jim Costa	21	D	Fresno City College	61.8%
CA	Jim Costa	21	D	Fresno Pacific University	58.1%
CA	Jim Costa	21	D	Reedley College	75.8%
CA	Jim Costa	21	D	Agape College of Business and Science	77.3%
CA	David Valadao	22	R	Bakersfield College	67.6%
CA	David Valadao	22	R	Porterville College	80.5%
CA	Jay Obernolte	23	R	Barstow Community College	46.4%
CA	Jay Obernolte	23	R	Crafton Hills College	51.1%
CA	Jay Obernolte	23	R	Loma Linda University	39.5%
CA	Jay Obernolte	23	R	Victor Valley College	63.7%
CA	Jay Obernolte	23	R	Copper Mountain Community College	41.9%



HISPANIC ASSOCIATION OF COLLEGES AND UNIVERSITIES

Hispanic-Serving Institutions (HSIs): 2022-2023

State	Representative	District	Party	Institution Name	FTE UG % Hisp
California: 172					
CA	Salud Carbajal	24	D	Allan Hancock College	68.2%
CA	Salud Carbajal	24	D	University of California-Santa Barbara	25.5%
CA	Salud Carbajal	24	D	Cuesta College	32.1%
CA	Salud Carbajal	24	D	Santa Barbara City College	35.5%
CA	Salud Carbajal	24	D	Ventura College	63.7%
CA	Salud Carbajal	24	D	Antioch University-Santa Barbara	30.6%
CA	Raul Ruiz	25	D	College of the Desert	74.6%
CA	Raul Ruiz	25	D	Imperial Valley College	91.9%
CA	Raul Ruiz	25	D	Mt San Jacinto Community College District	49.0%
CA	Raul Ruiz	25	D	Palo Verde College	43.9%
CA	Julia Brownley	26	D	California Lutheran University	39.2%
CA	Julia Brownley	26	D	Moorpark College	38.2%
CA	Julia Brownley	26	D	Oxnard College	75.4%
CA	Julia Brownley	26	D	California State University-Channel Islands	57.1%
CA	Mike Garcia	27	R	Antelope Valley Community College District	60.7%
CA	Mike Garcia	27	R	College of the Canyons	51.0%
CA	Judy Chu	28	D	Chaffey College	63.4%
CA	Judy Chu	28	D	East Los Angeles College	68.9%
CA	Judy Chu	28	D	Pacific Oaks College	57.6%
CA	Judy Chu	28	D	Pasadena City College	45.6%
CA	Judy Chu	28	D	Providence Christian College	45.5%
CA	Tony Cardenas	29	D	Casa Loma College-Van Nuys	53.3%
CA	Tony Cardenas	29	D	Los Angeles Valley College	51.7%
CA	Tony Cardenas	29	D	Los Angeles Mission College	77.4%
CA	Adam Schiff	30	D	Glendale Community College	26.7%
CA	Adam Schiff	30	D	Los Angeles City College	52.0%
CA	Adam Schiff	30	D	Woodbury University	40.8%
CA	Grace Napolitano	31	D	Azusa Pacific University	37.0%
CA	Grace Napolitano	31	D	Citrus College	65.2%
CA	Grace Napolitano	31	D	Life Pacific University	39.4%
CA	Grace Napolitano	31	D	University of La Verne	61.2%
CA	Grace Napolitano	31	D	Los Angeles Pacific University	42.2%
CA	Brad Sherman	32	D	California State University-Northridge	54.4%
CA	Brad Sherman	32	D	Los Angeles Pierce College	48.2%
CA	Brad Sherman	32	D	Mount Saint Mary's University	56.3%
CA	Pete Aguilar	33	D	California State University-San Bernardino	69.2%
CA	Pete Aguilar	33	D	University of Redlands	39.9%
CA	Pete Aguilar	33	D	San Bernardino Valley College	68.3%
CA	Pete Aguilar	33	D	Oak Valley College	51.4%
CA	Jimmy Gomez	34	D	California State University-Los Angeles	72.2%
CA	Jimmy Gomez	34	D	Los Angeles County College of Nursing and Allied Health	42.8%
CA	Jimmy Gomez	34	D	World Mission University	31.0%
CA	Jimmy Gomez	34	D	CBD College	35.5%
CA	Norma Torres	35	D	California State Polytechnic University-Pomona	50.1%
CA	Ted Lieu	36	D	Santa Monica College	40.9%
CA	Ted Lieu	36	D	Homestead Schools	31.5%
CA	Sydney Kamlager	37	D	Los Angeles Trade Technical College	71.1%
CA	Sydney Kamlager	37	D	West Los Angeles College	49.3%
CA	Linda Sanchez	38	D	Mt San Antonio College	62.5%
CA	Linda Sanchez	38	D	Rio Hondo College	83.4%
CA	Linda Sanchez	38	D	Whittier College	42.1%



HISPANIC ASSOCIATION OF COLLEGES AND UNIVERSITIES

Hispanic-Serving Institutions (HSIs): 2022-2023

State	Representative	District	Party	Institution Name	FTE UG % Hisp
California: 172					
CA	Mark Takano	39	D	California Baptist University	38.8%
CA	Mark Takano	39	D	University of California-Riverside	40.7%
CA	Mark Takano	39	D	La Sierra University	45.3%
CA	Mark Takano	39	D	Riverside City College	65.9%
CA	Mark Takano	39	D	Moreno Valley College	68.8%
CA	Young Kim	40	R	Saddleback College	29.4%
CA	Young Kim	40	R	Santiago Canyon College	56.5%
CA	Ken Calvert	41	R	Norco College	58.7%
CA	Robert Garcia	42	D	California State University-Long Beach	46.7%
CA	Robert Garcia	42	D	Long Beach City College	59.1%
CA	Maxine Waters	43	D	Charles R Drew University of Medicine and Science	37.4%
CA	Maxine Waters	43	D	Compton College	63.0%
CA	Maxine Waters	43	D	El Camino Community College District	46.9%
CA	Maxine Waters	43	D	Los Angeles Southwest College	47.2%
CA	Nanette Barragan	44	D	California State University-Dominguez Hills	68.3%
CA	Nanette Barragan	44	D	Los Angeles Harbor College	61.6%
CA	Michelle Steel	45	R	California State University-Fullerton	48.9%
CA	Michelle Steel	45	R	Cerritos College	70.6%
CA	Michelle Steel	45	R	Coastline Community College	30.8%
CA	Michelle Steel	45	R	Cypress College	49.6%
CA	Michelle Steel	45	R	Fullerton College	60.1%
CA	Michelle Steel	45	R	Hope International University	25.1%
CA	Lou Correa	46	D	Santa Ana College	56.4%
CA	Katie Porter	47	D	University of California-Irvine	25.9%
CA	Katie Porter	47	D	Concordia University-Irvine	26.4%
CA	Katie Porter	47	D	Golden West College	34.4%
CA	Katie Porter	47	D	Orange Coast College	32.1%
CA	Katie Porter	47	D	Vanguard University of Southern California	47.7%
CA	Darrell Issa	48	R	San Diego Christian College	30.9%
CA	Darrell Issa	48	R	Cuyamaca College	33.7%
CA	Mike Levin	49	D	MiraCosta College	38.7%
CA	Scott Peters	50	D	National University	30.5%
CA	Scott Peters	50	D	Palomar College	46.7%
CA	Scott Peters	50	D	San Diego City College	48.8%
CA	Scott Peters	50	D	California State University-San Marcos	49.6%
CA	Scott Peters	50	D	John Paul the Great Catholic University	29.6%
CA	Scott Peters	50	D	University of Saint Katherine	46.3%
CA	Sara Jacobs	51	D	Grossmont College	37.4%
CA	Sara Jacobs	51	D	San Diego Mesa College	40.3%
CA	Sara Jacobs	51	D	San Diego Miramar College	30.7%
CA	Sara Jacobs	51	D	San Diego State University	33.2%
CA	Juan Vargas	52	D	Southwestern College	70.7%
Colorado: 16					
CO	Diana DeGette	1	D	Community College of Denver	35.5%
CO	Diana DeGette	1	D	Metropolitan State University of Denver	33.9%
CO	Diana DeGette	1	D	Regis University	27.9%
CO	Diana DeGette	1	D	University of Colorado Denver/Anschutz Medical Campus	25.3%
CO	Lauren Boebert	3	R	Adams State University	38.9%
CO	Lauren Boebert	3	R	Colorado Mountain College	28.0%
CO	Lauren Boebert	3	R	Otero Junior College	36.5%
CO	Lauren Boebert	3	R	Pueblo Community College	34.5%



HISPANIC ASSOCIATION OF COLLEGES AND UNIVERSITIES

Hispanic-Serving Institutions (HSIs): 2022-2023

State	Representative	District	Party	Institution Name	FTE UG % Hisp
Colorado: 16					
CO	Lauren Boebert	3	R	Colorado State University Pueblo	34.3%
CO	Lauren Boebert	3	R	Trinidad State College	44.3%
CO	Vacant	4		Lamar Community College	32.6%
CO	Vacant	4		Morgan Community College	34.1%
CO	Jason Crow	6	D	Community College of Aurora	31.2%
CO	Yadira Caraveo	8	D	Aims Community College	35.1%
CO	Yadira Caraveo	8	D	Front Range Community College	25.0%
CO	Yadira Caraveo	8	D	University of Northern Colorado	26.0%
Connecticut: 11					
CT	John Larson	1	D	Capital Community College	32.9%
CT	John B. Larson	1	D	Goodwin University	25.5%
CT	Rosa DeLauro	3	D	Gateway Community College	29.9%
CT	Jim Himes	4	D	University of Bridgeport	29.2%
CT	Jim Himes	4	D	Housatonic Community College	38.3%
CT	Jim Himes	4	D	Norwalk Community College	41.8%
CT	Jim Himes	4	D	University of Connecticut-Stamford	31.1%
CT	Jahana Hayes	5	D	Naugatuck Valley Community College	31.9%
CT	Jahana Hayes	5	D	Tunxis Community College	25.7%
CT	Jahana Hayes	5	D	Western Connecticut State University	25.1%
CT	Jahana Hayes	5	D	University of Connecticut-Waterbury Campus	27.6%
District of Columbia: 1					
DC	Eleanor Holmes	AL	D	Trinity Washington University	37.5%
Florida: 30					
FL	Neal P. Dunn	2	R	Tallahassee Community College	26.2%
FL	Cory Mills	7	R	Seminole State College of Florida	28.9%
FL	Cory Mills	7	R	Herzing University-Orlando	26.8%
FL	Darren Soto	9	D	Johnson University Florida	26.9%
FL	Darren Soto	9	D	Ana G. Mendez University	50.7%
FL	Maxwell Frost	10	D	University of Central Florida	28.7%
FL	Maxwell Frost	10	D	AdventHealth University	36.2%
FL	Maxwell Frost	10	D	Valencia College	39.8%
FL	Maxwell Frost	10	D	Polytechnic University of Puerto Rico-Orlando	97.5%
FL	Daniel Webster	11	R	Lake-Sumter State College	25.1%
FL	Kathy Castor	14	D	Hillsborough Community College	36.6%
FL	Scott Franklin	18	R	Polk State College	27.6%
FL	Scott Franklin	18	R	South Florida State College	38.7%
FL	Byron Donalds	19	R	Florida SouthWestern State College	34.9%
FL	Sheila Cherfilus-McCormick	20	D	Keiser University-Ft Lauderdale	30.9%
FL	Brian Mast	21	R	Indian River State College	35.9%
FL	Lois Frankel	22	D	Palm Beach State College	33.3%
FL	Jared Moskowitz	23	D	Broward College	36.9%
FL	Jared Moskowitz	23	D	Florida Atlantic University	28.0%
FL	Frederica Wilson	24	D	Barry University	37.8%
FL	Frederica Wilson	24	D	St. Thomas University	42.2%
FL	Debbie Wasserman Schultz	25	D	Nova Southeastern University	35.0%
FL	Mario Diaz-Balart	26	R	Albizu University-Miami	85.1%
FL	Mario Diaz-Balart	26	R	Polytechnic University of Puerto Rico-Miami	97.7%
FL	Maria Salazar	27	R	Miami Dade College	72.1%
FL	Maria Salazar	27	R	St. John Vianney College Seminary	37.8%



HISPANIC ASSOCIATION OF COLLEGES AND UNIVERSITIES

Hispanic-Serving Institutions (HSIs): 2022-2023

State	Representative	District	Party	Institution Name	FTE UG % Hisp
Florida: 30					
FL	Maria Salazar	27	R	SABER College	98.4%
FL	Carlos Gimenez	28	R	Florida International University	66.3%
FL	Carlos Gimenez	28	R	The College of the Florida Keys	25.9%
FL	Carlos Gimenez	28	R	Trinity International University-Florida	38.0%
Georgia: 3					
GA	Andrew Clyde	9	R	Georgia Gwinnett College	25.6%
GA	Andrew S. Clyde	9	R	Lanier Technical College	26.7%
GA	Marjorie Taylor Greene	14	R	Dalton State College	34.1%
Illinois: 34					
IL	Robin L. Kelly	2	D	South Suburban College	28.4%
IL	Delia Ramirez	3	D	North Park University	32.3%
IL	Chuy Garcia	4	D	City Colleges of Chicago-Richard J Daley College	74.4%
IL	Chuy Garcia	4	D	Morton College	82.8%
IL	Chuy Garcia	4	D	Triton College	47.5%
IL	Mike Quigley	5	D	City Colleges of Chicago-Wilbur Wright College	62.5%
IL	Mike Quigley	5	D	Northeastern Illinois University	41.1%
IL	Sean Casten	6	D	College of DuPage	26.2%
IL	Sean Casten	6	D	Elmhurst University	26.6%
IL	Sean Casten	6	D	Moraine Valley Community College	27.0%
IL	Sean Casten	6	D	Saint Xavier University	48.0%
IL	Danny K. Davis	7	D	City Colleges of Chicago-Malcolm X College	51.1%
IL	Danny K. Davis	7	D	City Colleges of Chicago-Harold Washington College	47.4%
IL	Danny K. Davis	7	D	Concordia University-Chicago	33.8%
IL	Danny K. Davis	7	D	East-West University	33.7%
IL	Danny K. Davis	7	D	University of Illinois Chicago	35.2%
IL	Danny K. Davis	7	D	National Louis University	57.4%
IL	Danny K. Davis	7	D	Roosevelt University	32.9%
IL	Danny K. Davis	7	D	Dominican University	64.5%
IL	Danny K. Davis	7	D	Rush University	43.1%
IL	Danny K. Davis	7	D	The Chicago School of Professional Psychology at Chicago	44.5%
IL	Danny K. Davis	7	D	Columbia College Chicago	25.8%
IL	Raja Krishnamoorthi	8	D	Elgin Community College	36.3%
IL	Raja Krishnamoorthi	8	D	Judson University	32.0%
IL	Raja Krishnamoorthi	8	D	William Rainey Harper College	27.9%
IL	Jan Schakowsky	9	D	City Colleges of Chicago-Harry S Truman College	42.4%
IL	Jan Schakowsky	9	D	St. Augustine College	85.8%
IL	Brad Schneider	10	D	College of Lake County	42.3%
IL	Bill Foster	11	D	Aurora University	38.2%
IL	Lauren Underwood	14	D	Joliet Junior College	28.7%
IL	Lauren Underwood	14	D	University of St Francis	26.7%
IL	Lauren Underwood	14	D	Waubonsee Community College	36.4%
IL	Lauren Underwood	14	D	Kishwaukee College	25.6%
IL	Eric Sorensen	17	D	Rock Valley College	25.3%
Indiana: 4					
IN	Frank J. Mrvan	1	D	Calumet College of Saint Joseph	37.9%
IN	Frank J. Mrvan	1	D	Indiana University-Northwest	27.9%
IN	Frank J. Mrvan	1	D	Purdue University Northwest	25.2%
IN	Rudy Yakym	2	R	Goshen College	27.6%
Kansas: 5					
KS	Tracey Mann	1	R	Dodge City Community College	42.4%
KS	Tracey Mann	1	R	Garden City Community College	48.3%



HISPANIC ASSOCIATION OF COLLEGES AND UNIVERSITIES

Hispanic-Serving Institutions (HSIs): 2022-2023

State	Representative	District	Party	Institution Name	FTE UG % Hisp
Kansas: 5					
KS	Tracey Mann	1	R	Seward County Community College	52.6%
KS	Jake LaTurner	2	R	Donnelly College	47.1%
KS	Jake LaTurner	2	R	Kansas City Kansas Community College	26.2%
Maryland: 2					
MD	Jamie Raskin	8	D	Montgomery College	26.4%
MD	Jamie Raskin	8	D	Washington Adventist University	26.1%
Massachusetts: 9					
MA	Richard Neal	1	D	Springfield Technical Community College	30.3%
MA	Richard Neal	1	D	Holyoke Community College	27.7%
MA	Richard Neal	1	D	Springfield College-Regional, Online, and Continuing Education	28.6%
MA	Lori Trahan	3	D	Northern Essex Community College	43.7%
MA	Seth Moulton	6	D	North Shore Community College	28.5%
MA	Ayanna Pressley	7	D	Bunker Hill Community College	28.3%
MA	Ayanna Pressley	7	D	Cambridge College	27.9%
MA	Ayanna Pressley	7	D	Urban College of Boston	67.3%
MA	Ayanna Pressley	7	D	Benjamin Franklin Cummings Institute of Technology	28.4%
Nebraska: 3					
NE	Mike Flood	1	R	Union College	25.2%
NE	Adrian Smith	3	R	Central Community College	25.9%
NE	Adrian Smith	3	R	Western Nebraska Community College	25.6%
Nevada: 6					
NV	Dina Titus	1	D	University of Nevada-Las Vegas	33.2%
NV	Dina Titus	1	D	Nevada State College	42.8%
NV	Mark Amodei	2	R	Truckee Meadows Community College	34.9%
NV	Mark Amodei	2	R	Western Nevada College	25.7%
NV	Mark Amodei	2	R	Great Basin College	25.9%
NV	Steven Horsford	4	D	College of Southern Nevada	38.0%
New Jersey: 23					
NJ	Jeff Van Drew	2	R	Atlantic Cape Community College	27.2%
NJ	Jeff Van Drew	2	R	Rowan College South Jersey Cumberland Campus	36.0%
NJ	Josh Gottheimer	5	D	Bergen Community College	38.6%
NJ	Josh Gottheimer	5	D	Fairleigh Dickinson University-Metropolitan Campus	31.1%
NJ	Frank Pallone	6	D	Middlesex College	34.0%
NJ	Thomas H. Kean Jr.	7	R	Raritan Valley Community College	25.8%
NJ	Rob Menendez	8	D	Hudson County Community College	56.0%
NJ	Bill Pascrell	9	D	Felician University	37.1%
NJ	Bill Pascrell	9	D	Passaic County Community College	62.1%
NJ	Donald Payne	10	D	Essex County College	29.3%
NJ	Donald Payne	10	D	New Jersey City University	45.4%
NJ	Donald Payne	10	D	Kean University	34.9%
NJ	Donald Payne	10	D	Rutgers University-Newark	31.7%
NJ	Donald Payne	10	D	Saint Peter's University	45.2%
NJ	Donald Payne	10	D	Union County College	42.3%
NJ	Donald Payne	10	D	Pillar College	57.9%
NJ	Donald M. Payne Jr.	10	D	New Jersey Institute of Technology	25.1%
NJ	Mikie Sherrill	11	D	Bloomfield College	32.7%
NJ	Mikie Sherrill	11	D	Caldwell University	31.2%
NJ	Mikie Sherrill	11	D	County College of Morris	25.1%
NJ	Mikie Sherrill	11	D	Montclair State University	31.8%
NJ	Mikie Sherrill	11	D	William Paterson University of New Jersey	34.5%
NJ	Bonnie Watson Coleman	12	D	Mercer County Community College	26.2%



HISPANIC ASSOCIATION OF COLLEGES AND UNIVERSITIES

Hispanic-Serving Institutions (HSIs): 2022-2023

State	Representative	District	Party	Institution Name	FTE UG % Hisp
New Mexico: 24					
NM	Melanie Stansbury	1	D	Central New Mexico Community College	54.6%
NM	Melanie Stansbury	1	D	University of New Mexico-Main Campus	49.7%
NM	Melanie Stansbury	1	D	University of New Mexico-Valencia County Campus	67.9%
NM	Melanie Stansbury	1	D	Eastern New Mexico University Ruidoso Branch Community College	26.8%
NM	Gabe Vasquez	2	D	New Mexico State University-Dona Ana	72.4%
NM	Gabe Vasquez	2	D	New Mexico Institute of Mining and Technology	40.2%
NM	Gabe Vasquez	2	D	New Mexico State University-Alamogordo	41.4%
NM	Gabe Vasquez	2	D	Southeast New Mexico College	57.7%
NM	Gabe Vasquez	2	D	New Mexico State University-Grants	46.5%
NM	Gabe Vasquez	2	D	New Mexico State University-Main Campus	63.1%
NM	Gabe Vasquez	2	D	Western New Mexico University	52.8%
NM	Teresa Leger Fernandez	3	D	Clovis Community College	46.5%
NM	Teresa Leger Fernandez	3	D	Eastern New Mexico University-Main Campus	37.9%
NM	Teresa Leger Fernandez	3	D	Eastern New Mexico University-Roswell Campus	53.0%
NM	Teresa Leger Fernandez	3	D	New Mexico Highlands University	56.9%
NM	Teresa Leger Fernandez	3	D	New Mexico Junior College	52.7%
NM	Teresa Leger Fernandez	3	D	New Mexico Military Institute	32.0%
NM	Teresa Leger Fernandez	3	D	University of New Mexico-Los Alamos Campus	51.4%
NM	Teresa Leger Fernandez	3	D	Northern New Mexico College	69.0%
NM	Teresa Leger Fernandez	3	D	Santa Fe Community College	54.6%
NM	Teresa Leger Fernandez	3	D	University of the Southwest	54.9%
NM	Teresa Leger Fernandez	3	D	University of New Mexico-Taos Campus	55.2%
NM	Teresa Leger Fernandez	3	D	Mesalands Community College	36.1%
NM	Teresa Leger Fernandez	3	D	Luna Community College	79.6%
New York: 39					
NY	Nick LaLota	1	R	Suffolk County Community College	33.0%
NY	Andrew Garbarino	2	R	Farmingdale State College	25.9%
NY	Tom Suozzi	3	R	SUNY College at Old Westbury	28.7%
NY	Anthony D'Esposito	4	R	Nassau Community College	34.1%
NY	Anthony D'Esposito	4	R	Molloy College	25.0%
NY	Grace Meng	6	D	CUNY Queens College	28.7%
NY	Grace Meng	6	D	CUNY Queensborough Community College	31.6%
NY	Nydia Velazquez	7	D	CUNY LaGuardia Community College	46.1%
NY	Hakeem S. Jeffries	8	D	CUNY Kingsborough Community College	25.5%
NY	Dan Goldman	10	D	Metropolitan College of New York	32.5%
NY	Dan Goldman	10	D	CUNY Borough of Manhattan Community College	44.3%
NY	Dan Goldman	10	D	CUNY New York City College of Technology	34.8%
NY	Dan Goldman	10	D	St. Francis College	28.7%
NY	Nicole Malliotakis	11	R	College of Staten Island CUNY	26.0%
NY	Jerry Nadler	12	D	CUNY Bernard M Baruch College	26.6%
NY	Jerry Nadler	12	D	CUNY Graduate School and University Center	32.7%
NY	Jerry Nadler	12	D	CUNY Hunter College	29.8%
NY	Jerry Nadler	12	D	CUNY John Jay College of Criminal Justice	50.0%
NY	Jerry Nadler	12	D	CUNY Stella and Charles Guttman Community College	53.9%
NY	Adriano Espaillat	13	D	Boricua College	72.4%
NY	Adriano Espaillat	13	D	CUNY Bronx Community College	63.9%
NY	Adriano Espaillat	13	D	CUNY City College	38.0%
NY	Adriano Espaillat	13	D	CUNY Lehman College	56.7%
NY	Alexandria Ocasio-Cortez	14	D	Vaughn College of Aeronautics and Technology	30.9%
NY	Ritchie Torres	15	D	CUNY Hostos Community College	60.5%



HISPANIC ASSOCIATION OF COLLEGES AND UNIVERSITIES

Hispanic-Serving Institutions (HSIs): 2022-2023

State	Representative	District	Party	Institution Name	FTE UG % Hisp
New York: 39					
NY	Ritchie Torres	15	D	Manhattan College	25.5%
NY	Ritchie Torres	15	D	College of Mount Saint Vincent	33.8%
NY	Jamaal Bowman	16	D	Cochran School of Nursing	39.8%
NY	Jamaal Bowman	16	D	Iona College	26.1%
NY	Jamaal Bowman	16	D	Manhattanville College	29.0%
NY	Jamaal Bowman	16	D	Mercy College	44.8%
NY	Jamaal Bowman	16	D	Montefiore School of Nursing	25.0%
NY	Jamaal Bowman	16	D	SUNY at Purchase College	25.8%
NY	Jamaal Bowman	16	D	SUNY Westchester Community College	44.3%
NY	Mike Lawler	17	R	Dominican College of Blauvelt	38.5%
NY	Mike Lawler	17	R	Rockland Community College	31.0%
NY	Patrick Ryan	18	D	Mount Saint Mary College	26.0%
NY	Marc Molinaro	19	R	Sullivan County Community College	29.7%
NY	Paul Tonko	20	D	Bryant & Stratton College-Albany	25.1%
North Carolina: 3					
NC	Greg Murphy	3	R	James Sprunt Community College	25.8%
NC	Greg Murphy	3	R	Sampson Community College	27.8%
NC	Dan Bishop	8	R	Montgomery Community College	27.3%
Ohio: 1					
OH	Greg Landsman	1	D	Union Institute & University	30.8%
Oklahoma: 1					
OK	Frank Lucas	3	R	Oklahoma Panhandle State University	25.2%
Oregon: 5					
OR	Cliff Bentz	2	R	Blue Mountain Community College	27.2%
OR	Cliff Bentz	2	R	Columbia Gorge Community College	30.4%
OR	Earl Blumenauer	3	D	Warner Pacific University	29.1%
OR	Lori Chavez-DeRemer	5	R	Mount Angel Seminary	53.3%
OR	Andrea Salinas	6	D	Chemeketa Community College	29.9%
Pennsylvania: 4					
PA	Brendan F. Boyle	2	D	ASPIRA City College	71.1%
PA	Chrissy Houlahan	6	D	Reading Area Community College	35.9%
PA	Chrissy Houlahan	6	D	University of Valley Forge	25.8%
PA	Susan Wild	7	D	Lehigh Carbon Community College	26.5%
Puerto Rico: 56					
PR	Jennifer Gonzalez-Colon	AL	R	Universidad Adventista de las Antillas	93.5%
PR	Jennifer Gonzalez-Colon	AL	R	Atlantic University College	100.0%
PR	Jennifer Gonzalez-Colon	AL	R	Universidad Central de Bayamon	98.9%
PR	Jennifer Gonzalez-Colon	AL	R	Albizu University-San Juan	98.8%
PR	Jennifer Gonzalez-Colon	AL	R	Caribbean University-Bayamon	100.0%
PR	Jennifer Gonzalez-Colon	AL	R	Caribbean University-Carolina	100.0%
PR	Jennifer Gonzalez-Colon	AL	R	Pontifical Catholic University of Puerto Rico-Arecibo	99.3%
PR	Jennifer Gonzalez-Colon	AL	R	Pontifical Catholic University of Puerto Rico-Ponce	98.7%
PR	Jennifer Gonzalez-Colon	AL	R	Colegio Universitario de San Juan	100.0%
PR	Jennifer Gonzalez-Colon	AL	R	Universidad Ana G. Mendez-Cupey Campus	100.0%
PR	Jennifer Gonzalez-Colon	AL	R	Conservatory of Music of Puerto Rico	99.8%
PR	Jennifer Gonzalez-Colon	AL	R	EDP University of Puerto Rico Inc-San Sebastian	100.0%
PR	Jennifer Gonzalez-Colon	AL	R	Escuela de Artes Plasticas y Diseno de Puerto Rico	100.0%
PR	Jennifer Gonzalez-Colon	AL	R	Instituto Tecnologico de Puerto Rico-Recinto de Manati	98.6%
PR	Jennifer Gonzalez-Colon	AL	R	Humacao Community College	100.0%
PR	Jennifer Gonzalez-Colon	AL	R	Instituto Tecnologico de Puerto Rico-Recinto de Guayama	100.0%
PR	Jennifer Gonzalez-Colon	AL	R	Instituto Tecnologico de Puerto Rico-Recinto de San Juan	100.0%



HISPANIC ASSOCIATION OF COLLEGES AND UNIVERSITIES

Hispanic-Serving Institutions (HSIs): 2022-2023

State	Representative	District	Party	Institution Name	FTE UG % Hisp
Puerto Rico: 56					
PR	Jennifer Gonzalez-Colon	AL	R	Inter American University of Puerto Rico-San German	99.6%
PR	Jennifer Gonzalez-Colon	AL	R	Inter American University of Puerto Rico-Aguadilla	99.8%
PR	Jennifer Gonzalez-Colon	AL	R	Inter American University of Puerto Rico-Arecibo	99.8%
PR	Jennifer Gonzalez-Colon	AL	R	Inter American University of Puerto Rico-Barranquitas	99.8%
PR	Jennifer Gonzalez-Colon	AL	R	Inter American University of Puerto Rico-Metro	98.3%
PR	Jennifer Gonzalez-Colon	AL	R	Inter American University of Puerto Rico-Ponce	99.6%
PR	Jennifer Gonzalez-Colon	AL	R	Inter American University of Puerto Rico-Fajardo	99.4%
PR	Jennifer Gonzalez-Colon	AL	R	Inter American University of Puerto Rico-Guayama	99.3%
PR	Jennifer Gonzalez-Colon	AL	R	Inter American University of Puerto Rico-Bayamon	99.4%
PR	Jennifer Gonzalez-Colon	AL	R	University of Puerto Rico-Aguadilla	98.5%
PR	Jennifer Gonzalez-Colon	AL	R	University of Puerto Rico-Arecibo	100.0%
PR	Jennifer Gonzalez-Colon	AL	R	University of Puerto Rico-Bayamon	100.0%
PR	Jennifer Gonzalez-Colon	AL	R	University of Puerto Rico-Carolina	95.4%
PR	Jennifer Gonzalez-Colon	AL	R	University of Puerto Rico-Cayey	100.0%
PR	Jennifer Gonzalez-Colon	AL	R	University of Puerto Rico-Humacao	89.2%
PR	Jennifer Gonzalez-Colon	AL	R	University of Puerto Rico-Utuado	81.8%
PR	Jennifer Gonzalez-Colon	AL	R	University of Puerto Rico-Mayaguez	93.1%
PR	Jennifer Gonzalez-Colon	AL	R	University of Puerto Rico-Medical Sciences	99.7%
PR	Jennifer Gonzalez-Colon	AL	R	University of Puerto Rico at Ponce	100.0%
PR	Jennifer Gonzalez-Colon	AL	R	University of Puerto Rico-Rio Piedras	84.6%
PR	Jennifer Gonzalez-Colon	AL	R	Universidad Ana G. Mendez-Carolina Campus	100.0%
PR	Jennifer Gonzalez-Colon	AL	R	Universidad del Sagrado Corazon	100.0%
PR	Jennifer Gonzalez-Colon	AL	R	Universidad Central Del Caribe	88.5%
PR	Jennifer Gonzalez-Colon	AL	R	Universidad Politecnica de Puerto Rico	99.4%
PR	Jennifer Gonzalez-Colon	AL	R	Pontifical Catholic University of Puerto Rico-Mayaguez	99.3%
PR	Jennifer Gonzalez-Colon	AL	R	Universidad Ana G. Mendez-Gurabo Campus	100.0%
PR	Jennifer Gonzalez-Colon	AL	R	EDP University of Puerto Rico Inc-San Juan	100.0%
PR	Jennifer Gonzalez-Colon	AL	R	Caribbean University-Ponce	100.0%
PR	Jennifer Gonzalez-Colon	AL	R	Caribbean University-Vega Baja	100.0%
PR	Jennifer Gonzalez-Colon	AL	R	Universal Technology College of Puerto Rico	100.0%
PR	Jennifer Gonzalez-Colon	AL	R	San Juan Bautista School of Medicine	100.0%
PR	Jennifer Gonzalez-Colon	AL	R	Dewey University-Carolina	100.0%
PR	Jennifer Gonzalez-Colon	AL	R	Atenas College	100.0%
PR	Jennifer Gonzalez-Colon	AL	R	Dewey University-Hato Rey	100.0%
PR	Jennifer Gonzalez-Colon	AL	R	Dewey University-Juana Diaz	100.0%
PR	Jennifer Gonzalez-Colon	AL	R	Dewey University-Manati	100.0%
PR	Jennifer Gonzalez-Colon	AL	R	EDP University of Puerto Rico-Villalba	100.0%
PR	Jennifer Gonzalez-Colon	AL	R	EDP University of Puerto Rico-Humacao	100.0%
PR	Jennifer Gonzalez-Colon	AL	R	EDP University of Puerto Rico-Manati	100.0%
Rhode Island: 3					
RI	Gabe Amo	1	D	College Unbound	43.7%
RI	Seth Magaziner	2	D	Community College of Rhode Island	25.1%
RI	Seth Magaziner	2	D	Rhode Island College	25.5%
Tennessee: 1					
TN	Chuck Fleischmann	3	R	Southern Adventist University	27.2%
Texas: 111					
TX	Nathaniel Moran	1	R	Northeast Texas Community College	33.7%
TX	Nathaniel Moran	1	R	Tyler Junior College	25.5%
TX	Nathaniel Moran	1	R	Kilgore College	25.6%
TX	Nathaniel Moran	1	R	The University of Texas at Tyler	25.4%
TX	Dan Crenshaw	2	R	Lone Star College System	41.0%



HISPANIC ASSOCIATION OF COLLEGES AND UNIVERSITIES

Hispanic-Serving Institutions (HSIs): 2022-2023

State	Representative	District	Party	Institution Name	FTE UG % Hisp
Texas: 111					
TX	Pat Fallon	4	R	Austin College	26.1%
TX	Lance Gooden	5	R	Remington College-Dallas Campus	35.6%
TX	Lance Gooden	5	R	Trinity Valley Community College	26.0%
TX	Jake Ellzey	6	R	University of Dallas	26.3%
TX	Jake Ellzey	6	R	Hill College	26.7%
TX	Jake Ellzey	6	R	Jacksonville College-Main Campus	31.9%
TX	Jake Ellzey	6	R	The University of Texas at Arlington	33.5%
TX	Jake Ellzey	6	R	Southwestern Assemblies of God University	25.3%
TX	Lizzie Fletcher	7	D	Houston Community College	35.8%
TX	Lizzie Fletcher	7	D	University of St Thomas	48.5%
TX	Lizzie Fletcher	7	D	College of Biblical Studies-Houston	29.1%
TX	Al Green	9	D	Houston Baptist University	38.1%
TX	Al Green	9	D	University of Houston	35.5%
TX	Al Green	9	D	The University of Texas Health Science Center at Houston	29.6%
TX	Al Green	9	D	The University of Texas MD Anderson Cancer Center	30.9%
TX	Michael McCaul	10	R	Sam Houston State University	26.4%
TX	Michael McCaul	10	R	Texas A & M University-College Station	25.0%
TX	August Pfluger	11	R	Angelo State University	39.8%
TX	August Pfluger	11	R	Central Texas College	29.7%
TX	August Pfluger	11	R	Howard Payne University	28.0%
TX	August Pfluger	11	R	Midland College	56.8%
TX	August Pfluger	11	R	Odessa College	66.3%
TX	August Pfluger	11	R	The University of Texas Permian Basin	34.0%
TX	August Pfluger	11	R	Texas A&M University-Central Texas	27.4%
TX	Kay Granger	12	R	Tarrant County College District	35.8%
TX	Ronny Jackson	13	R	Amarillo College	44.9%
TX	Ronny Jackson	13	R	Frank Phillips College	33.4%
TX	Ronny Jackson	13	R	University of North Texas	27.2%
TX	Ronny Jackson	13	R	Texas Woman's University	33.1%
TX	Ronny Jackson	13	R	Vernon College	28.2%
TX	Ronny Jackson	13	R	West Texas A & M University	32.9%
TX	Randy Weber	14	R	Brazosport College	43.4%
TX	Randy Weber	14	R	Galveston College	40.7%
TX	Randy Weber	14	R	Lamar State College-Port Arthur	35.6%
TX	Randy Weber	14	R	College of the Mainland	35.8%
TX	Randy Weber	14	R	The University of Texas Medical Branch at Galveston	28.2%
TX	Monica De La Cruz	15	R	The University of Texas Rio Grande Valley	93.5%
TX	Monica De La Cruz	15	R	Texas Lutheran University	39.6%
TX	Monica De La Cruz	15	R	South Texas College	95.1%
TX	Veronica Escobar	16	D	El Paso Community College	85.0%
TX	Veronica Escobar	16	D	The University of Texas at El Paso	86.6%
TX	Veronica Escobar	16	D	Texas Tech University Health Sciences Center-El Paso	82.9%
TX	Pete Sessions	17	R	Angelina College	31.0%
TX	Pete Sessions	17	R	McLennan Community College	33.6%
TX	Pete Sessions	17	R	Texas State Technical College	53.0%
TX	Sheila Jackson Lee	18	D	Remington College-North Houston Campus	40.4%
TX	Jodey Arrington	19	R	Howard College	51.0%
TX	Jodey Arrington	19	R	McMurry University	33.6%
TX	Jodey Arrington	19	R	South Plains College	51.0%
TX	Jodey Arrington	19	R	Texas Tech University	29.0%
TX	Jodey Arrington	19	R	Texas Tech University Health Sciences Center	28.6%



HISPANIC ASSOCIATION OF COLLEGES AND UNIVERSITIES

Hispanic-Serving Institutions (HSIs): 2022-2023

State	Representative	District	Party	Institution Name	FTE UG % Hisp
Texas: 111					
TX	Jodey Arrington	19	R	Wayland Baptist University	37.7%
TX	Jodey Arrington	19	R	Western Texas College	43.4%
TX	Jodey Arrington	19	R	Southwest Collegiate Institute for the Deaf	54.0%
TX	Jodey Arrington	19	R	Hardin-Simmons University	26.2%
TX	Joaquin Castro	20	D	Hallmark University	46.7%
TX	Joaquin Castro	20	D	Our Lady of the Lake University	78.7%
TX	Joaquin Castro	20	D	St. Mary's University	66.4%
TX	Joaquin Castro	20	D	The University of Texas Health Science Center at San Antonio	56.2%
TX	Joaquin Castro	20	D	The University of Texas at San Antonio	59.3%
TX	Joaquin Castro	20	D	Palo Alto College	79.7%
TX	Joaquin Castro	20	D	Northwest Vista College	66.0%
TX	Joaquin Castro	20	D	Baptist University of the Americas	39.4%
TX	Chip Roy	21	R	University of the Incarnate Word	63.9%
TX	Chip Roy	21	R	Schreiner University	37.2%
TX	Troy Nehls	22	R	Alvin Community College	38.2%
TX	Troy Nehls	22	R	Wharton County Junior College	44.7%
TX	Tony Gonzales	23	R	Southwest Texas Junior College	87.5%
TX	Tony Gonzales	23	R	Sul Ross State University	67.8%
TX	Tony Gonzales	23	R	Texas A&M University-San Antonio	77.8%
TX	Roger Williams	25	R	Arlington Baptist University	31.4%
TX	Roger Williams	25	R	Cisco College	27.8%
TX	Roger Williams	25	R	Ranger College	32.2%
TX	Roger Williams	25	R	Southwestern Adventist University	45.5%
TX	Michael Burgess	26	R	North Central Texas College	25.7%
TX	Michael Cloud	27	R	Coastal Bend College	74.5%
TX	Michael Cloud	27	R	Texas A & M University-Corpus Christi	52.1%
TX	Michael Cloud	27	R	Del Mar College	70.7%
TX	Michael Cloud	27	R	University of Houston-Victoria	45.8%
TX	Michael Cloud	27	R	Victoria College	51.0%
TX	Henry Cuellar	28	D	Laredo College	96.5%
TX	Henry Cuellar	28	D	Texas A & M International University	92.0%
TX	Henry Cuellar	28	D	St Philip's College	62.0%
TX	Henry Cuellar	28	D	Northeast Lakeview College	56.1%
TX	Sylvia Garcia	29	D	University of Houston-Downtown	53.8%
TX	Jasmine Crockett	30	D	Dallas College	46.2%
TX	Jasmine Crockett	30	D	University of North Texas at Dallas	53.6%
TX	John Carter	31	R	Southwestern University	26.2%
TX	John Carter	31	R	Temple College	32.8%
TX	John Carter	31	R	University of Mary Hardin-Baylor	25.2%
TX	Colin Allred	32	D	Abilene Christian University-Undergraduate Online	29.8%
TX	Marc Veasey	33	D	Texas Wesleyan University	36.5%
TX	Marc Veasey	33	D	Remington College-Fort Worth Campus	25.4%
TX	Vicente Gonzalez	34	D	Texas Southmost College	95.3%
TX	Vicente Gonzalez	34	D	Texas A & M University-Kingsville	74.1%
TX	Greg Casar	35	D	Huston-Tillotson University	28.2%
TX	Greg Casar	35	D	San Antonio College	68.3%
TX	Greg Casar	35	D	Texas State University	41.2%
TX	Brian Babin	36	R	University of Houston-Clear Lake	46.4%
TX	Brian Babin	36	R	Lee College	45.8%
TX	Brian Babin	36	R	San Jacinto Community College	63.7%



HISPANIC ASSOCIATION OF COLLEGES AND UNIVERSITIES

Hispanic-Serving Institutions (HSIs): 2022-2023

State	Representative	District	Party	Institution Name	FTE UG % Hisp
Texas: 111					
TX	Brian Babin	36	R	Remington College-Houston Southeast Campus	38.4%
TX	Lloyd Doggett	37	D	Austin Community College District	38.8%
TX	Lloyd Doggett	37	D	Concordia University Texas	35.9%
TX	Lloyd Doggett	37	D	Saint Edward's University	51.3%
TX	Lloyd Doggett	37	D	The University of Texas at Austin	27.3%
Virginia: 1					
VA	Don Beyer	8	D	Marymount University	27.2%
Washington: 8					
WA	Rick Larsen	2	D	Skagit Valley College	25.3%
WA	Dan Newhouse	4	R	Big Bend Community College	41.3%
WA	Dan Newhouse	4	R	Columbia Basin College	43.2%
WA	Dan Newhouse	4	R	Heritage University	74.6%
WA	Dan Newhouse	4	R	Perry Technical Institute	57.0%
WA	Dan Newhouse	4	R	Yakima Valley College	58.9%
WA	Cathy McMorris Rodgers	5	R	Walla Walla Community College	25.5%
WA	Kim Schrier	8	D	Wenatchee Valley College	43.4%
Wisconsin: 3					
WI	Bryan Steil	1	R	Herzing University-Kenosha	30.0%
WI	Gwen Moore	4	D	Alverno College	36.6%
WI	Gwen Moore	4	D	Mount Mary University	30.4%
Total: 600 HSIs in 28 states, District of Columbia, and Puerto Rico					
Public: 234 (2 YR); 178 (4YR) Private: 8 (2 YR); 180 (4YR)					